
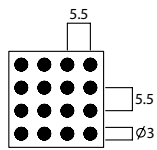


Allgemeine Informationen über perforierte Kassetten und Profilbleche

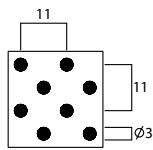
Perforierte Kassetten



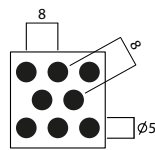
SAB B90/600 P ZZ



Perfo 3
23,4%




Perfo 4
11,7%

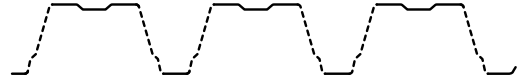


Perfo 5
35,4%

Perforierte Dachbleche



SAB 70R/800 P voll



SAB 106R+/750 P L-B



SAB 158R/750 P L-S

Lochanteil im Verhältnis zur Baubreite der Profilbleche

Offene Fläche (%)								
Wellblech	P3 vol	P4 vol	P3 L-B	P3 L-S	P4 L-B	P5 L	P3 ZZ	P4 ZZ
SAB 18/988	29,37	14,68						
SAB 27/1000	29,02	14,51						
SAB 42/960	30,23	15,11						
Trapezprofil								
SAB 19/1050	27,63	13,82						
SAB 30/1100	26,38	13,19						
SAB 35(R)/1035	28,03	14,02						
SAB 40(R)/915	31,71	15,86						
SAB 45/900	32,34	16,12						
SAB 50(R)/1000	29,02	14,51						
SAB 70R/800	36,27	18,14						
SAB 85R/1120			13,37		6,69	13,53		
SAB 89R/915			12,28		6,14			
SAB 100R/825			13,61		6,81			
SAB 106R+/750			14,98		7,49			
SAB 110R/1000			11,23		5,62			
SAB 135R/930				10,04		15,19		
SAB 153R/840				11,12				
SAB 155R/840				11,12		16,82		
SAB 158R/750				12,45				
SAB 160R/750				12,45		18,83		
SAB 200R/750				9,98	11,17			
SAB 200R/840				8,91	9,97	13,70		
Deltaprofil								
SAB-Pyramid 37/460*		15,77						
Kassetten								
SAB B90/500							16,05	8,03
SAB B90/600							17,28	8,64
SAB B100/600							17,28	8,64
SAB B110/600							17,28	8,64
SAB B120/600							17,28	8,64
SAB B130/600							17,28	8,64
SAB B140/600							17,28	8,64
SAB B145/600							17,28	8,64
SAB B160/600							17,28	8,64
SAB B180/600							17,28	8,64

* Auch andere SAB Designprofile sind mit perfo möglich.