
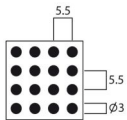


Allgemeine Informationen über perforierte Profilbleche und Kassetten

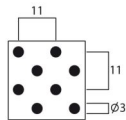
Perforierte Kassetten



SAB B90/600 P ZZ




Perfo 3



Perfo 4

Perforierte Dachbleche



SAB 70R/800 P voll



SAB 106R+/750 P L-B



SAB 158R/750 P L-S

Lochanteil im Verhältnis zur Baubreite der Profilbleche

Offene Fläche(%)							
Wellblech	P3 voll	P4 voll	P3 L-B	P3 L-S	P4 L-B	P3 ZZ	P4 ZZ
SAB 18/988	29,37	14,68					
SAB 27/1000	29,02	14,51					
SAB 42/960	30,23	15,11					
Trapezprofil							
SAB 19/1050	27,63	13,82					
SAB 30/1100	26,38	13,19					
SAB 35(R)/1035	28,03	14,02					
SAB 40(R)/915	31,71	15,86					
SAB 45/900	32,34	16,12					
SAB 50(R)/1000	29,02	14,51					
SAB 70R/800	9,71	4,86					
SAB 85R/1120			13,37		6,69		
SAB 89R/915			12,28		6,14		
SAB 100R/825			13,61		6,81		
SAB 106R+/750			14,98		7,49		
SAB 110R/1000			11,23		5,62		
SAB 135R/930				10,04			
SAB 153R/840				11,12			
SAB 158R/750				12,45			
SAB 200R/750				9,98	11,17		
SAB 200R/840				8,91	9,97		
Deltaprofil							
SAB-Pyramid 37/460		15,77					
Kassetten							
SAB B90/500						16,05	8,03
SAB B90/600						17,28	8,64
SAB B100/600						17,28	8,64
SAB B110/600						17,28	8,64
SAB B120/600						17,28	8,64
SAB B130/600						17,28	8,64
SAB B140/600						17,28	8,64
SAB B145/600						17,28	8,64
SAB B160/600						17,28	8,64